

CLAUSE 35  
Introductory sub-table (I) (a)

NAME OF THE COMPANY : JUMBO BAG LTD  
 SCRIP CODE : , NAME OF THE SCRIP : , CLASS OF SECURITY : EQUITY  
 QUARTER ENDED :  
 SHAREHOLDING PATTERN AS ON : 30-Jun-2015

| Partly paid-up shares:-   | No. of partly paid-up shares  | As a % of total no. of partly paid-up shares              | As a % of total no. of shares of the company   |
|---|-------------------------------|---|--|
| Held by promoter/promoter group   |                               |   |  |
| Held by public  |                               |   |  |
| Total - D   |                               |   |  |
| <i>Nil</i>  |                               |   |  |
| Outstanding convertible securities:-  | No. of outstanding securities | As a % of total no. of outstanding convertible securities | As a % of total no. of shares of the company, assuming full conversion of the convertible securities |
| Held by promoter/promoter group   |                               |   |  |
| Held by public  |                               |   |  |
| Total - E   |                               |   |  |
| <i>Nil</i>  |                               |   |  |
| Warrants:-  | No. of warrants               | As a % of total no. of warrants                           | As a % of total no. of shares of the company, assuming full conversion of warrants                   |
| Held by promoter/promoter group   |                               |   |  |
| Held by public  |                               |   |  |
| Total - F   |                               |   |  |
| <i>Nil</i>  |                               |   |  |
| Total paid-up capital of the company, assuming full Conversion of warrants and convertible securities | 8373700                       |   |  |



CLAUSE 35  
Introductory sub-table (I) (a)

NAME OF THE COMPANY : JUMBO BAG LTD  
 SCRIP CODE : , NAME OF THE SCRIP : , CLASS OF SECURITY : EQUITY  
 QUARTER ENDED :  
 SHAREHOLDING PATTERN AS ON : 30-Jun-2015

STATEMENT SHOWING SHAREHOLDING PATTERN  
TABLE (I) (a)

| CATEGORY CODE  | CATEGORY OF SHARE HOLDER                                    | NO. OF HOLDERS | TOTAL NO. OF SHARES | SHARES IN DEMAT | TOTAL SHAREHOLDING AS A PERCENTAGE OF TOTAL NUMBER OF SHARES |                         | SHARES PLEDGED OR OTHERWISE ENCUMBERED |  |
|--|---|----------------|---------------------|-----------------|--|-------------------------|--|--|
|  |   |                |                     |                 | AS A % OF (A+B) (VI)   | AS A % OF (A+B+C) (VII) | Number of shares (VIII)                | As a percentage (IX) = (VIII)/(IV)*100 |
| (I)  | (II)  | (III)          | (IV)                | (V)             | (VI)   | (VII)                   | (VIII)                                 | (IX)                                   |
| A. SHAREHOLDING OF PROMOTER AND PROMOTER GROUP                             |   |                |                     |                 |  |                         |  |  |
| 1. INDIAN  |   |                |                     |                 |  |                         |  |  |
| a.   | INDIVIDUALS/HINDU UNDIVIDED FAMILY                          | 29             | 1005597             | 1005597         | 12.0089  | 12.0089                 | 0                                      | 0.0000                                 |
| b.   | CENTRAL GOVERNMENT/ STATE GOVERNMENT(S)                     | 0              | 0                   | 0               | 0.0000   | 0.0000                  | 0                                      | 0.0000                                 |
| c.   | BODIES CORPORATE  | 1              | 2632200             | 2632200         | 31.4341  | 31.4341                 | 0                                      | 0.0000                                 |
| d.   | FINANCIAL INSTITUTIONS/ BANKS                               | 0              | 0                   | 0               | 0.0000   | 0.0000                  | 0                                      | 0.0000                                 |
| e.   | ANY OTHER   |                |                     |                 |  |                         |  |  |
| SUB - TOTAL (A) (1)  |   | 30             | 3637797             | 3637797         | 43.4431  | 43.4431                 | 0                                      | 0.0000                                 |
| 2. FOREIGN   |   |                |                     |                 |  |                         |  |  |
| a.   | INDIVIDUALS (NON-RESIDENT INDIVIDUALS/ FOREIGN INDIVIDUALS) | 0              | 0                   | 0               | 0.0000   | 0.0000                  | 0                                      | 0.0000                                 |
| b.   | BODIES CORPORATE  | 0              | 0                   | 0               | 0.0000   | 0.0000                  | 0                                      | 0.0000                                 |
| c.   | INSTITUTIONS  | 0              | 0                   | 0               | 0.0000   | 0.0000                  | 0                                      | 0.0000                                 |
| d.   | QUALIFIED FOREIGN INVESTOR                                  | 0              | 0                   | 0               | 0.0000   | 0.0000                  | 0                                      | 0.0000                                 |
| e.   | ANY OTHER   |                |                     |                 |  |                         |  |  |
| SUB - TOTAL (A) (2)  |   | 0              | 0                   | 0               | 0.0000   | 0.0000                  | 0                                      | 0.0000                                 |
| TOTAL SHARE HOLDING OF PROMOTER AND PROMOTER GROUP (A) = (A) (1) + (A) (2) |   | 30             | 3637797             | 3637797         | 43.4431  | 43.4431                 | 0                                      | 0.0000                                 |



CLAUSE 35  
Introductory sub-table (I) (a)

NAME OF THE COMPANY : JUMBO BAG LTD  
 SCRIP CODE : , NAME OF THE SCRIP : , CLASS OF SECURITY : EQUITY  
 QUARTER ENDED :  
 SHAREHOLDING PATTERN AS ON : 30-Jun-2015

STATEMENT SHOWING SHAREHOLDING PATTERN  
TABLE (I) (a)

| CATE<br>GORY<br>CODE          | CATEGORY OF<br>SHARE HOLDER                | NO.OF<br>HOLDERS | TOTAL<br>NO.OF<br>SHARES | SHARES IN<br>DEMAT | TOTAL SHAREHOLDING AS<br>A PERCENTAGE OF TOTAL<br>NUMBER OF SHARES |                               | SHARES PLEDGED OR<br>OTHERWISE ENCUMBERED |   |
|-------------------------------|--|------------------|--------------------------|--------------------|--|-------------------------------|---|---|
|                               |  |                  |                          |                    | AS A %<br>OF (A+B)<br>(VI)   | AS A %<br>OF (A+B+C)<br>(VII) | Number<br>of shares<br>(VIII)             | As a<br>percentage (IX)=<br>(VIII) / (IV)*100 |
| (I)                           | (II)                                       | (III)            | (IV)                     | (V)                | (VI)   | (VII)                         | (VIII)                                    | (IX)  |
| <b>B. PUBLIC SHAREHOLDING</b> |  |                  |                          |                    |  |                               |   |   |
| <b>1. INSTITUTIONS</b>        |  |                  |                          |                    |  |                               |   |   |
| a.                            | MUTUAL FUNDS/UTI                           | 2                | 15600                    | 0                  | 0.1862   | 0.1862                        | NA  | NA  |
| b.                            | FINANCIAL INSTITUTIONS/<br>BANKS           | 1                | 100                      | 100                | 0.0011   | 0.0011                        | NA  | NA  |
| c.                            | CENTRAL GOVERNMENT/<br>STATE GOVERNMENT(S) | 0                | 0                        | 0                  | 0.0000   | 0.0000                        | NA  | NA  |
| d.                            | VENTURE CAPITAL FUNDS                      | 0                | 0                        | 0                  | 0.0000   | 0.0000                        | NA  | NA  |
| e.                            | INSURANCE COMPANIES                        | 0                | 0                        | 0                  | 0.0000   | 0.0000                        | NA  | NA  |
| f.                            | FOREIGN INSTITUTIONAL<br>INVESTORS         | 0                | 0                        | 0                  | 0.0000   | 0.0000                        | NA  | NA  |
| g.                            | FOREIGN VENTURE<br>CAPITAL INVESTORS       | 0                | 0                        | 0                  | 0.0000   | 0.0000                        | NA  | NA  |
| h.                            | QUALIFIED FOREIGN INVESTOR                 | 0                | 0                        | 0                  | 0.0000   | 0.0000                        | NA  | NA  |
| i.                            | ANY OTHER                                  |                  |                          |                    |  |                               |   |   |
| <b>SUB - TOTAL (B) (1)</b>    |  | <b>3</b>         | <b>15700</b>             | <b>100</b>         | <b>0.1874</b>  | <b>0.1874</b>                 | <b>NA</b>                                 | <b>NA</b>                                     |




CLAUSE 35  
Introductory sub-table (I)(a)


NAME OF THE COMPANY : JUMBO BAG LTD  
 SCRIP CODE : , NAME OF THE SCRIP : , CLASS OF SECURITY : EQUITY  
 QUARTER ENDED :  
 SHAREHOLDING PATTERN AS ON : 30-Jun-2015

STATEMENT SHOWING SHAREHOLDING PATTERN  
TABLE (I) (a)

| CATEGORY  | CATEGORY OF SHARE HOLDER   | NO. OF HOLDERS | TOTAL NO. OF SHARES | SHARES IN DEMAT | TOTAL SHAREHOLDING AS A PERCENTAGE OF TOTAL NUMBER OF SHARES |                         | SHARES PLEDGED OR OTHERWISE ENCUMBERED |  |
|---|--|----------------|---------------------|-----------------|--|-------------------------|--|--|
|   |  |                |                     |                 | AS A % OF (A+B) (VI)   | AS A % OF (A+B+C) (VII) | Number of shares (VIII)                | As a percentage (IX) = (VIII)/(IV)*100 |
| (I)   | (II)   | (III)          | (IV)                | (V)             | (VI)   | (VII)                   | (VIII)                                 | (IX)                                   |
| 2. NON-INSTITUTIONS                             |  |                |                     |                 |  |                         |  |  |
| a.  | BODIES CORPORATE   | 119            | 172169              | 166569          | 2.0560   | 2.0560                  | NA                                     | NA                                     |
| b.  | INDIVIDUALS -  |                |                     |                 |  |                         |  |  |
|   | I INDIVIDUAL SHAREHOLDERS HOLDING NOMINAL SHARE CAPITAL UPTO RS. 1 LAKH          | 7424           | 2688487             | 1945099         | 32.1063  | 32.1063                 | NA                                     | NA                                     |
|   | II INDIVIDUAL SHAREHOLDERS HOLDING NOMINAL SHARE CAPITAL IN EXCESS OF RS. 1 LAKH | 55             | 1697407             | 1519407         | 20.2706  | 20.2706                 | NA                                     | NA                                     |
| c.  | QUALIFIED FOREIGN INVESTOR   | 0              | 0                   | 0               | 0.0000   | 0.0000                  | NA                                     | NA                                     |
| d.  | ANY OTHER  |                |                     |                 |  |                         |  |  |
|   | CLEARING MEMBERS   | 1              | 100                 | 100             | 0.0011   | 0.0011                  | NA                                     | NA                                     |
|   | HINDU UNDIVIDED FAMILIES   | 91             | 138546              | 138546          | 1.6545   | 1.6545                  | NA                                     | NA                                     |
|   | NON RESIDENT INDIANS   | 38             | 23494               | 5994            | 0.2805   | 0.2805                  | NA                                     | NA                                     |
|   |  | 130            | 162140              | 144640          | 1.9363   | 1.9363                  | NA                                     | NA                                     |
| SUB - TOTAL (B) (2)                             |  | 7728           | 4720203             | 3775715         | 56.3693  | 56.3693                 | NA                                     | NA                                     |
| TOTAL PUBLIC SHAREHOLDING (B) = (B) (1)+(B) (2) |  | 7731           | 4735903             | 3775815         | 56.5568  | 56.5568                 | NA                                     | NA                                     |
| TOTAL (A)+(B)                                   |  | 7761           | 8373700             | 7413612         | 100.0000   | 100.0000                | 0                                      | 0.0000                                 |




| CATEGORY CODE   | CATEGORY OF SHARE HOLDER           | NO. OF HOLDERS | TOTAL NO. OF SHARES | SHARES IN DEMAT | TOTAL SHAREHOLDING AS A PERCENTAGE OF TOTAL NUMBER OF SHARES | SHARES PLEDGED OR OTHERWISE ENCUMBERED | As a percentage (IX) = (VIII) / (IV) * 100 |
|---|------------------------------------|----------------|---------------------|-----------------|--|--|--|
| (I)   | (II)                               | (III)          | (IV)                | (V)             | AS A % OF (A+B) (VI)   | AS A % OF (A+B+C) (VII)                | Number of shares (VIII)                    |
| C. SHARES HELD BY CUSTODIANS AND AGAINST WHICH DEPOSITORY RECEIPTS HAVE BEEN ISSUED |                                    |                |                     |                 |  |  |  |
|   | Promoter and Promoter Group Public | 0              | 0                   | 0               | 0.0000   | 0.0000                                 | NA   |
|   |                                    | 0              | 0                   | 0               | 0.0000   | 0.0000                                 | NA   |
|   | TOTAL CUSTODIAN (C)                | 0              | 0                   | 0               | 0.0000   | 0.0000                                 | NA   |
|   | GRAND TOTAL (A) + (B) + (C)        | 7761           | 8373700             | 7413612         | 100.0000   | 0                                      | 0.0000                                     |




JUNBO ENG LTD  
 (I) (b) Statement showing holding of securities (including shares, warrants, convertible securities) of persons belonging to the  
 Category "Promoter and Promoter Group" - 30-Jun-2015

| Sr.No | Name of the shareholder                | Details of Shares held |                             |                    |  | Encumbered shares (*)                                   |                         |  |                                       | Details of warrants  |                                       |  | Details of convertible securities |  |  | Total shares (including underlying shares assuming full conversion of warrants and convertible securities) as a % of diluted share capital |
|-------|--|------------------------|-----------------------------|--------------------|--|---|-------------------------|--|---------------------------------------|--|---------------------------------------|--|-----------------------------------|--|--|--|
|       |  | No. of Shares held     | As a % of total (A)+(B)+(C) | No. of Shares held | As a percentage (VI) = (V) / (III) * 100 | As a % of grand total (A)+(B)+(C) of sub-clause (I) (a) | Number of warrants held | As a % of total number of warrants of the same class | Number of convertible securities held | As a % of total number of convertible securities of the same class | Number of convertible securities held | As a % of total number of convertible securities of the same class |                                   |  |  |  |
| (I)   | (II)                                   | (III)                  | (IV)                        | (V)                | (VI)                                     | (VII)   | (VIII)                  | (IX)   | (X)                                   | (XI)   | (XII)                                 | (XIII)   |                                   |  |  |  |
| 1     | BALAJI TRADING ENTERPRISES PRIVATE LTD | 2632200                | 31.4341                     | 0                  | 0.0000                                   | 0.0000  | 0                       | 0.0000   | 0                                     | 0.0000   | 0                                     | 31.4341  |                                   |  |  |  |
| 2     | G S ABALYA                             | 293001                 | 0.3499                      | 0                  | 0.0000                                   | 0.0000  | 0                       | 0.0000   | 0                                     | 0.0000   | 0                                     | 0.3499   |                                   |  |  |  |
| 3     | G V JAYALAKSHMI                        | 882501                 | 1.0538                      | 0                  | 0.0000                                   | 0.0000  | 0                       | 0.0000   | 0                                     | 0.0000   | 0                                     | 1.0538   |                                   |  |  |  |
| 4     | SUDHAKAR GORANTLA                      | 244001                 | 0.2913                      | 0                  | 0.0000                                   | 0.0000  | 0                       | 0.0000   | 0                                     | 0.0000   | 0                                     | 0.2913   |                                   |  |  |  |
| 5     | G S SAROJINI                           | 507501                 | 0.6060                      | 0                  | 0.0000                                   | 0.0000  | 0                       | 0.0000   | 0                                     | 0.0000   | 0                                     | 0.6060   |                                   |  |  |  |
| 6     | VIJAYA LAKSHMI G S                     | 6000                   | 0.0716                      | 0                  | 0.0000                                   | 0.0000  | 0                       | 0.0000   | 0                                     | 0.0000   | 0                                     | 0.0716   |                                   |  |  |  |
| 7     | PRAKATHI G R                           | 48100                  | 0.5744                      | 0                  | 0.0000                                   | 0.0000  | 0                       | 0.0000   | 0                                     | 0.0000   | 0                                     | 0.5744   |                                   |  |  |  |
| 8     | G R MAHALAKSHMI                        | 200004                 | 0.2388                      | 0                  | 0.0000                                   | 0.0000  | 0                       | 0.0000   | 0                                     | 0.0000   | 0                                     | 0.2388   |                                   |  |  |  |
| 9     | ACHYUTHA G R                           | 1000                   | 0.0119                      | 0                  | 0.0000                                   | 0.0000  | 0                       | 0.0000   | 0                                     | 0.0000   | 0                                     | 0.0119   |                                   |  |  |  |
| 10    | SRINIVAS G S                           | 31550                  | 0.3767                      | 0                  | 0.0000                                   | 0.0000  | 0                       | 0.0000   | 0                                     | 0.0000   | 0                                     | 0.3767   |                                   |  |  |  |
| 11    | BALAJI G V                             | 405001                 | 0.4836                      | 0                  | 0.0000                                   | 0.0000  | 0                       | 0.0000   | 0                                     | 0.0000   | 0                                     | 0.4836   |                                   |  |  |  |
| 12    | RACHITHA G B                           | 66671                  | 0.0796                      | 0                  | 0.0000                                   | 0.0000  | 0                       | 0.0000   | 0                                     | 0.0000   | 0                                     | 0.0796   |                                   |  |  |  |
| 13    | SATYISHKOMAR G V                       | 18161                  | 0.2168                      | 0                  | 0.0000                                   | 0.0000  | 0                       | 0.0000   | 0                                     | 0.0000   | 0                                     | 0.2168   |                                   |  |  |  |
| 14    | GORANTLA RAVICHANDRAN                  | 25100                  | 0.2997                      | 0                  | 0.0000                                   | 0.0000  | 0                       | 0.0000   | 0                                     | 0.0000   | 0                                     | 0.2997   |                                   |  |  |  |
| 15    | G ABALYA                               | 600                    | 0.0071                      | 0                  | 0.0000                                   | 0.0000  | 0                       | 0.0000   | 0                                     | 0.0000   | 0                                     | 0.0071   |                                   |  |  |  |
| 16    | G SANGEETHA                            | 19167                  | 0.2288                      | 0                  | 0.0000                                   | 0.0000  | 0                       | 0.0000   | 0                                     | 0.0000   | 0                                     | 0.2288   |                                   |  |  |  |
| 17    | JWALA G S                              | 6000                   | 0.0716                      | 0                  | 0.0000                                   | 0.0000  | 0                       | 0.0000   | 0                                     | 0.0000   | 0                                     | 0.0716   |                                   |  |  |  |
| 18    | REENA G R                              | 6000                   | 0.0716                      | 0                  | 0.0000                                   | 0.0000  | 0                       | 0.0000   | 0                                     | 0.0000   | 0                                     | 0.0716   |                                   |  |  |  |
| 19    | NANDHINI G A                           | 6000                   | 0.0716                      | 0                  | 0.0000                                   | 0.0000  | 0                       | 0.0000   | 0                                     | 0.0000   | 0                                     | 0.0716   |                                   |  |  |  |
| 20    | RAJASEKAR G S                          | 51550                  | 0.6156                      | 0                  | 0.0000                                   | 0.0000  | 0                       | 0.0000   | 0                                     | 0.0000   | 0                                     | 0.6156   |                                   |  |  |  |
| 21    | SUDHAKAR G                             | 25000                  | 0.2985                      | 0                  | 0.0000                                   | 0.0000  | 0                       | 0.0000   | 0                                     | 0.0000   | 0                                     | 0.2985   |                                   |  |  |  |
| 22    | SRIDHAR G S                            | 31550                  | 0.3767                      | 0                  | 0.0000                                   | 0.0000  | 0                       | 0.0000   | 0                                     | 0.0000   | 0                                     | 0.3767   |                                   |  |  |  |
| 23    | GOPINATH G V                           | 28000                  | 0.3343                      | 0                  | 0.0000                                   | 0.0000  | 0                       | 0.0000   | 0                                     | 0.0000   | 0                                     | 0.3343   |                                   |  |  |  |
| 24    | CHALAPATHI G V                         | 12800                  | 0.1528                      | 0                  | 0.0000                                   | 0.0000  | 0                       | 0.0000   | 0                                     | 0.0000   | 0                                     | 0.1528   |                                   |  |  |  |
| 25    | LATHARANI G                            | 72500                  | 0.8658                      | 0                  | 0.0000                                   | 0.0000  | 0                       | 0.0000   | 0                                     | 0.0000   | 0                                     | 0.8658   |                                   |  |  |  |
| 26    | GUPTA G P N                            | 115873                 | 1.3837                      | 0                  | 0.0000                                   | 0.0000  | 0                       | 0.0000   | 0                                     | 0.0000   | 0                                     | 1.3837   |                                   |  |  |  |
| 27    | RAMPAU G P N                           | 33500                  | 0.4000                      | 0                  | 0.0000                                   | 0.0000  | 0                       | 0.0000   | 0                                     | 0.0000   | 0                                     | 0.4000   |                                   |  |  |  |
| 28    | ANIL KUMAR G S                         | 32550                  | 0.3887                      | 0                  | 0.0000                                   | 0.0000  | 0                       | 0.0000   | 0                                     | 0.0000   | 0                                     | 0.3887   |                                   |  |  |  |
| 29    | RADHAKRISHNA G                         | 99495                  | 1.1881                      | 0                  | 0.0000                                   | 0.0000  | 0                       | 0.0000   | 0                                     | 0.0000   | 0                                     | 1.1881   |                                   |  |  |  |
| 30    | DR GADDAM KUMAR REDDY                  | 75230                  | 0.8984                      | 0                  | 0.0000                                   | 0.0000  | 0                       | 0.0000   | 0                                     | 0.0000   | 0                                     | 0.8984   |                                   |  |  |  |
|       | TOTAL                                  | 363797                 | 43.4431                     | 0                  | 0.0000                                   | 0.0000  | 0                       | 0.0000   | 0                                     | 0.0000   | 0                                     | 43.4431  |                                   |  |  |  |



(I)(c)(i) Statement showing holding of securities (including shares, warrants, convertible securities) of persons belonging to the category "Public" and holding more than 1% of the total number of shares - 30-Jun-2015


| Sr.No | Name of the shareholder | No. of Shares held | Shares as a percentage of total shares (i.e., Grand Total (A)+(B)+(C) indicated in Statement at para (1) (a) above) | Details of warrants     |                                 | Details of convertible securities     |  | Total shares (including underlying shares assuming full conversion of warrants and convertible securities) as a % of diluted share capital |
|-------|-------------------------|--------------------|---|-------------------------|---------------------------------|---------------------------------------|--|--|
|       |                         |                    |   | Number of warrants held | As a % total number of warrants | Number of convertible securities held | % w.r.t total convertible securities of the same class |  |
| 1     | DR SHEELA SWAMY         | 150000             | 1.7913  | 0                       | 0.0000                          | 0                                     | 0.0000   | 1.7913   |
| 2     | T V SUBBA RAO           | 95000              | 1.1345  | 0                       | 0.0000                          | 0                                     | 0.0000   | 1.1345   |
| 3     | MURALIDHAR G            | 123810             | 1.4785  | 0                       | 0.0000                          | 0                                     | 0.0000   | 1.4785   |
| 4     | KAMAL KUMAR KESHWANI    | 162128             | 1.9361  | 0                       | 0.0000                          | 0                                     | 0.0000   | 1.9361   |
|       | TOTAL                   | 530938             | 6.3405  | 0                       | 0.0000                          | 0                                     | 0.0000   | 6.3405   |



JUMBO BAG LTD

(1) (c) (ii) Statement showing holding of securities (including shares, warrants, convertible securities) of persons (together with PAC) belonging to the category "Public" and holding more than 5% of the total number of shares of the company - 30-Jun-2015

| Sr.No | Name(s) of the shareholder(s) and the Persons acting in Concert (PAC) with them | No. of Shares held | Shares as a percentage of total number of shares [i.e., Grand Total (A)+(B)+(C) indicated in Statement at para (1) (a) above] | Details of warrants held | As a % of the total number of securities held of the same class | Details of convertible securities | % w.r.t total convertible securities of the same class | Total shares (including underlying shares assuming full conversion of warrants and convertible securities) as a % of diluted share capital |
|-------|---|--------------------|---|--------------------------|---|-----------------------------------|--|--|
|       | NIL   |                    |   |                          |   |                                   |  |  |







JUMBO BAG LTD  
 (11) (a) STATEMENT SHOWING DETAILS OF DEPOSITORY RECEIPTS (DRs) - 30-Jun-2015

| SL.NO | TYPE OF<br>OUTSTANDING DR<br>(ADRs, GDRs,<br>SDRs, etc.) | NUMBER OF<br>OUTSTANDING<br>DRs | NUMBER OF<br>SHARES<br>UNDERLYING<br>OUTSTANDING<br>DRs | SHARES UNDERLYING OUTSTANDING<br>DRs AS A % OF TOTAL NUMBER OF<br>SHARES {i.e., GRAND TOTAL<br>(A)+(B)+(C) INDICATED IN<br>STATEMENT AT PARA (1) (a)<br>ABOVE} |
|-------|--|---------------------------------|---|--|
|       | NIL  |                                 |   |  |





JUMBO BAG LTD  
 (iii) (a) STATEMENT SHOWING THE VOTING PATTERN OF SHAREHOLDERS, IF MORE THAN ONE CLASS OF SHARES / SECURITIES  
 IS ISSUED BY THE ISSUER.

| CATEGORY OF<br>SHARE HOLDER  | NUMBER OF VOTING RIGHTS<br>HELD IN EACH CLASS OF<br>SECURITIES |                 |                |                 |                  | TOTAL VOTING<br>RIGHTS<br>(III+IV+V) | TOTAL VOTING RIGHTS I.e. (VI) | AS A %<br>OF (A+B)<br>(VII) | AS A %<br>OF (A+B+C)<br>(VIII) |
|--|--|-----------------|----------------|-----------------|------------------|--------------------------------------|-------------------------------|-----------------------------|--------------------------------|
|  | CLASS X<br>(III)   | CLASS Y<br>(IV) | CLASS Z<br>(V) | CLASS 1<br>(VI) | CLASS 2<br>(VII) |                                      |                               |                             |                                |
| (A) PROMOTER AND PROMOTER GROUP  |  |                 |                |                 |                  |                                      |                               |                             |                                |
| (1) INDIAN   |  |                 |                |                 |                  |                                      |                               |                             |                                |
| (a) INDIVIDUALS/HINDU UNDIVIDED FAMILY                                   |  |                 |                |                 |                  |                                      |                               |                             |                                |
| (b) CENTRAL GOVERNMENT / STATE<br>GOVERNMENT (S)                         |  |                 |                |                 |                  |                                      |                               |                             |                                |
| (c) BODIES CORPORATE   |  |                 |                |                 |                  |                                      |                               |                             |                                |
| (d) FINANCIAL INSTITUTIONS / BANKS                                       |  |                 |                |                 |                  |                                      |                               |                             |                                |
| (e) ANY OTHER (SPECIFY)  |  |                 |                |                 |                  |                                      |                               |                             |                                |
| SUB-TOTAL(A) (1)   |  |                 |                |                 |                  |                                      |                               |                             |                                |
| (2) FOREIGN  |  |                 |                |                 |                  |                                      |                               |                             |                                |
| (a) INDIVIDUALS (NON-RESIDENT<br>INDIVIDUALS / FOREIGN INDIVIDUALS)      |  |                 |                |                 |                  |                                      |                               |                             |                                |
| (b) BODIES CORPORATE   |  |                 |                |                 |                  |                                      |                               |                             |                                |
| (c) INSTITUTIONS   |  |                 |                |                 |                  |                                      |                               |                             |                                |
| (d) ANY OTHER  |  |                 |                |                 |                  |                                      |                               |                             |                                |
| SUB-TOTAL(A) (2)   |  |                 |                |                 |                  |                                      |                               |                             |                                |
| TOTAL SHAREHOLDING OF PROMOTER AND<br>PROMOTER GROUP (A)=(A) (1)+(A) (2) |  |                 |                |                 |                  |                                      |                               |                             |                                |

*Nil*



JUMBO BAG LTD  
 (III) (a) STATEMENT SHOWING THE VOTING PATTERN OF SHAREHOLDERS, IF MORE THAN ONE CLASS OF SHARES / SECURITIES  
 IS ISSUED BY THE ISSUER.

| (I)  | (II) | (III) | (IV) | (V) | (VI) | (VII) | (VIII) |
|--|------|-------|------|-----|------|-------|--------|
| (B) PUBLIC SHAREHOLDING  |      |       |      |     |      |       |        |
| (1) INSTITUTIONS   |      |       |      |     |      |       |        |
| (a) MUTUAL FUNDS / UTI   |      |       |      |     |      |       |        |
| (b) FINANCIAL INSTITUTIONS / BANKS   |      |       |      |     |      |       |        |
| (c) CENTRAL GOVERNMENT / STATE GOVERNMENT(S)   |      |       |      |     |      |       |        |
| (d) VENTURE CAPITAL FUNDS  |      |       |      |     |      |       |        |
| (e) INSURANCE COMPANIES  |      |       |      |     |      |       |        |
| (f) FOREIGN INSTITUTIONAL INVESTORS  |      |       |      |     |      |       |        |
| (g) FOREIGN VENTURE CAPITAL INVESTORS  |      |       |      |     |      |       |        |
| (h) ANY OTHER (SPECIFY)  |      |       |      |     |      |       |        |
| SUB-TOTAL (B) (1)  |      |       |      |     |      |       |        |
| (2) NON-INSTITUTIONS   |      |       |      |     |      |       |        |
| (a) BODIES CORPORATE   |      |       |      |     |      |       |        |
| (b) INDIVIDUALS -  |      |       |      |     |      |       |        |
| I .INDIVIDUAL SHAREHOLDERS HOLDING NOMINAL SHARECAPITAL UP TO RS. 1 LAKH             |      |       |      |     |      |       |        |
| II.INDIVIDUAL SHAREHOLDERS HOLDING NOMINAL SHARECAPITAL IN EXCESS OF RS. 1 LAKH      |      |       |      |     |      |       |        |
| (c) ANY OTHER (SPECIFY)  |      |       |      |     |      |       |        |
| SUB-TOTAL (B) (2)  |      |       |      |     |      |       |        |
| TOTAL PUBLIC SHAREHOLDING (B) = (B) (1) + (B) (2)                                    |      |       |      |     |      |       |        |
| TOTAL (A) + (B)  |      |       |      |     |      |       |        |
| (C) SHARES HELD BY CUSTODIANS AND AGAINST WHICH DEPOSITORY RECEIPTS HAVE BEEN ISSUED |      |       |      |     |      |       |        |
| GRAND TOTAL (A) + (B) + (C)  |      |       |      |     |      |       |        |

