

**Jumbo Bag Ltd.,**  
**ISO 22000,9000,14001 & BRC / IOP CERTIFIED COMPANY**  
**REGD OFFICE ADDRESS:- S.K.ENCLAVE, NEW NO.4, OLD NO.47, NOWROJI ROAD, CHENNAI 600 031**  
**CIN:L36991TN1990PLC019944; Website:www.jumbobaglimited.com; Ph: 04426452325; Email:csjbl@blissgroup.com**  
**UNAUDITED (STANDALONE) FINANCIAL RESULTS FOR THE QUARTER ENDED 30TH SEPTEMBER 2020**

	Particulars	Rs. In lakhs			Rs. In lakhs		
		Quarter ended			Six months ended		Previous year
		3 months ended	3 months ended	3 months ended	6 months ended	6 months ended	12 months ended
		(30.09.2020)	(30.06.2020)	(30.09.2019)	(30.09.2020)	(30.09.2019)	(31.03.2020)
	Un Audited	Un Audited	Un Audited	Un Audited	Un Audited	Audited	
I	Revenue from operations	1,787.11	1,041.31	2,505.57	2,828.42	5,032.92	9,184.47
II	Other income	5.30	7.49	15.38	12.79	21.80	72.97
III	<b>Total Revenue</b>	<b>1,792.41</b>	<b>1,048.80</b>	<b>2,520.95</b>	<b>2,841.21</b>	<b>5,054.72</b>	<b>9,257.44</b>
IV	Expenses						
	(a) Cost of materials consumed	1,088.97	260.56	1,541.24	1,349.53	2,957.03	5,375.97
	(b) Purchases of stock-in-trade	-	-	-	-	-	-
	(c) Changes in inventories of finished goods, work-in-progress and stock-in-trade	(123.42)	442.54	(12.05)	319.12	45.44	32.84
	(d) Employee benefits expense	256.69	176.31	275.31	433.00	551.78	1,051.67
	(e) Finance cost	74.76	47.48	85.39	122.24	186.22	340.35
	(e) Depreciation and amortization expense	42.04	44.79	44.40	86.84	88.32	180.39
	(f) Other expenses	497.50	274.49	542.34	771.99	1,143.97	2,162.80
	<b>Total expenses</b>	<b>1,836.54</b>	<b>1,246.17</b>	<b>2,476.63</b>	<b>3,082.72</b>	<b>4,972.76</b>	<b>9,144.02</b>
V	Profit/(Loss) before exceptional and extraordinary items and tax ( III - IV)	(44.13)	(197.37)	44.32	(241.51)	81.96	113.42
VI	Exceptional items	-	-	-	-	-	-
VII	Profit/(Loss) before tax ( V - VI )	(44.13)	(197.37)	44.32	(241.51)	81.96	113.42
VIII	Tax expense						
	Current Tax	-	-	17.44	-	31.71	39.08
	Tax adjustment of prvs year	-	-	-	-	-	-
	Deferred Tax	(6.36)	(0.35)	(1.85)	(6.71)	(11.29)	(21.78)
IX	Net profit after Tax ( VII-VIII )	(37.77)	(197.02)	28.73	(234.80)	61.54	96.12
X	Other Comprehensive income ( net of deferred Tax)	-	-	-	-	-	-
a)	I ) Item that will not be reclassified to Profit or Loss	-	-	-	-	-	-
	ii )Deferred tax relating to item that will not be reclassified to profit or loss	-	-	-	-	-	-
b)	I ) Item that will be reclassified to Profit or Loss	-	-	-	-	-	-
	ii ) Income tax relating to item that will be reclassified to profit or loss	-	-	-	-	-	-
XI	Total comprehensive income for the period ( IX + X) (Comprising of profit / (loss) and other comprehensive income)	(37.77)	(197.02)	28.73	(234.80)	61.54	96.12
XII	Paid-up equity share capital (Face value of Rs.10 each)	837.37	837.37	837.37	837.37	837.37	837.37
XIII	Earnings per share EPS - in Rs.						
	I ) Basic and diluted EPS before Extraordinary items (not annualised) - in Rs.	-0.45	-2.35	0.34	-2.80	0.74	1.15
	II ) Basic and diluted EPS after Extraordinary items (not annualised) - in Rs.	-0.45	-2.35	0.34	-2.80	0.74	1.15



**NOTES:**

1 The Company operates in Manufacture of Flexible intermediate bulk container packaging material used for industrial purposes and in trading of Polymers.

2 The above financial results were reviewed and recommended by Audit Committee and approved by the Board of Directors at their meeting held on 13th November 2020 and audit of the same has been carried out by the Statutory auditors of the company.

3 The Company had adopted the Indian Accounting Standards (Ind AS) from 1st April 2017 and these financial results have been prepared in accordance with the Companies (Indian Accounting Standards) Rules, 2015 (Ind AS) prescribed under section 133 of the Companies Act 2013 and other accounting principles generally accepted in India.

4 The outbreak of COVID-19 pandemic has significantly affected the global economy including India with reduced economic activities all over the World. Post enforcement of lockdown by Government of India Company resumed its operations from May with reduced capacity due to shortage of labourers and latter increased the production gradually in the second quarter with improved labour situation and market condition after the lockdown relaxations. Company has taken into account the possible impact of Covid-19 in the preparation of the financial results including recoverability of its assets based on internal and external information and current estimates and concludes that there are no major adjustments required.

5 The previous period figures have been rearranged/ regrouped, wherever necessary.

Place: Chennai  
Date: 13.11.2020

For and on behalf of the Board

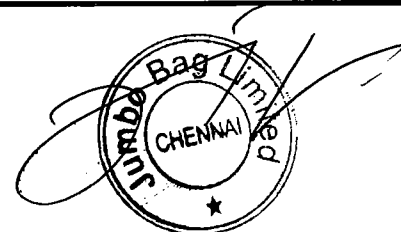
G. S. Anil Kumar  
Managing Director  
DIN:00980712



## Segment-wise Reporting

Rs. In lakhs


Particulars	3 months ended 30.09.2020	3 months ended 30.06.2020	Corresponding 3 months ended in the previous year 30.09.2019	Year to Date figures for period ended 30.09.2020	Year to Date figures for period ended 30.09.2019	Year to Date figures for the period ended 31.03.2020
	Un Audited	Un Audited	Un Audited	Un Audited	Un Audited	Audited
<b>1. Segment Revenue</b> (Net Sales / Income from each segment should be disclosed under this head)						
(a) Segment A - Manufacturing Business	1,722.29	1,012.77	2,472.50	2,735.06	4,957.82	9,046.31
(b) Segment B - Trading Business	70.12	36.03	48.45	106.15	96.90	211.13
(c) Unallocated	-	-	-	-	-	-
<b>Total</b>	<b>1,792.41</b>	<b>1,048.80</b>	<b>2,520.95</b>	<b>2,841.21</b>	<b>5,054.72</b>	<b>9,257.44</b>
<b>Less: Inter Segment Revenue</b>	-	-	-	-	-	-
<b>Net Sales / Income from Operations</b>	<b>1,792.41</b>	<b>1,048.80</b>	<b>2,520.95</b>	<b>2,841.21</b>	<b>5,054.72</b>	<b>9,257.44</b>
<b>2. Segment Results - Profit (+) / Loss (-) before tax and interest from each segment</b>						
(a) Segment A - Manufacturing Business	(32.33)	(172.28)	98.21	(204.61)	204.96	308.43
(b) Segment B - Trading Business	62.95	22.39	31.50	85.34	63.22	145.34
(c) Unallocated	-	-	-	-	-	-
<b>Total</b>	<b>30.62</b>	<b>(149.89)</b>	<b>129.71</b>	<b>(119.27)</b>	<b>268.18</b>	<b>453.77</b>
Less: (i) Interest	74.76	47.48	85.39	122.24	186.22	340.35
(ii) Other Un-allocable Expenditures Net off	-	-	-	-	-	-
(iii) Unallocable Income	-	-	-	-	-	-
<b>Total Profit before tax</b>	<b>(44.14)</b>	<b>(197.37)</b>	<b>44.32</b>	<b>(241.51)</b>	<b>81.96</b>	<b>113.42</b>
<b>3. Capital Employed</b>						
<b>Segment (A) Polymer</b>						
Assets	1152.76	1123.00	1154.85	1152.76	1154.85	1174.91
Liabilities	1188.44	1375.52	1216.95	1188.44	1216.95	1262.80
<b>Manufacturing</b>						
Assets	6813.96	6229.18	7717.40	6813.96	7717.40	7425.57
Liabilities	6778.28	5976.66	7655.30	6778.28	7655.30	7337.68
<b>Segment Reporting:</b>	Information given in accordance with the requirement of Accounting Standard 17, on segment Reporting. company's business segments are as under:					
	Manufacturing: Manufacture of Flexible intermediate bulk container packaging material used for industrial purposes.					
	Trading: Trading of Polymers.					
<b>Segment Accounting Policies:</b>	a. Segment accounting disclosures are in line with accounting policies of the Company.					
	b. Segment Revenue includes Sales and other Income directly identifiable with / allocable to the segment.					
	c. Expenses that are directly identifiable with allocable to segments are considered for determining the segment Result.					
	d. Major portion of segment liabilities and Assets relates to manufacturing segment.					
	e. Regrouping done wherever necessary.					
	* There is no Long Term Fixed Capital Employed, only Short Term Working Capital is employed and this is of fluctuating nature.					
	A. Segment Revenue, Segment Results, Segment Assets and Segment Liabilities shall have the same meaning as defined in the Accounting Standards on Segment Reporting issued by ICAI.					
	B. The above information furnished is a Primary Reportable Segment as identified in accordance with Accounting Standards issued by ICAI					



**Jumbo Bag Limited**  
**Balance Sheet as at September 30, 2020**

**Rs. In lakhs**


Particulars	Note	As at September 30, 2020 (Ind AS)	As at March 31, 2020 (Ind AS)
<b>ASSETS</b>			
<b>(1) Non-current assets</b>			
(a) Property, Plant and Equipment	2.1	2,529.37	2,619.36
(b) Capital Work-In-Progress		-	-
(c) Financial Assets		-	-
i) Investments	2.2	2.45	2.45
ii) Loans	2.3	143.08	145.31
(d) Other Non-current Assets	2.4	399.27	399.33
		<b>3,074.17</b>	<b>3,166.45</b>
<b>(2) Current Assets</b>			
(a) Inventories	2.5	2,019.17	2,439.36
(b) Financial Assets			
i) Trade receivables	2.6	2,254.52	2,250.71
ii) Cash and cash equivalents	2.7	151.72	145.60
iii) Loans	2.8	179.76	310.98
(c) Other Current Assets	2.9	210.30	210.30
(d) Assets held for Sale	2.10	77.08	77.08
		<b>4,892.55</b>	<b>5,434.04</b>
<b>Total Assets</b>		<b>7,966.71</b>	<b>8,600.49</b>
<b>EQUITY AND LIABILITIES</b>			
<b>(1) Equity</b>			
(a) Equity Share Capital	2.11	878.17	878.17
(b) Other Equity	2.12	1,916.52	2,151.32
		<b>2,794.69</b>	<b>3,029.49</b>
<b>Liabilities</b>			
<b>(2) Non-Current Liabilities</b>			
(a) Financial liabilities			
(i) Borrowings	2.13	120.48	39.85
(b) Provisions	2.14	0.68	0.68
(c) Deferred Tax Liabilities (net)	2.15	176.60	183.31
(d) Other Non-current liabilities	2.16	330.04	330.12
		<b>627.80</b>	<b>553.96</b>
<b>(3) Current Liabilities</b>			
(a) Financial liabilities			
(i) Borrowings	2.17	3,079.45	3,859.07
(ii) Trade payables	2.18	1,182.31	913.17
(b) Provisions	2.19	240.34	192.26
(c) Other current liabilities	2.20	42.13	52.54
		<b>4,544.23</b>	<b>5,017.04</b>
<b>Total Equity and Liabilities</b>		<b>7,966.71</b>	<b>8,600.49</b>



## Cash Flow Statement for the period ended September 30, 2020.

(In lakhs)

		Apr'20 to Sept'20		Apr'19 to Sept'19	
		Rs.	Rs.	Rs.	Rs.
<b>A</b>	<b>Cash Flow from Operating Activities :</b>				
	Profit before tax		(241.51)		81.96
	Adjustments for :				
	Prior period adjustments - Profit / (Loss)	-	-	-	-
	Depreciation	86.84		88.32	
	Deferred tax liabilities (net)	(6.71)		(11.29)	
	Foreign exchange (gains)/Losses	-		-	
	(Profit) / Loss on sale of asset	(2.62)		0.67	
	Interest Expenses	122.24		186.22	
	Interest Income	(4.25)		(8.84)	
			195.50		255.08
	<b>Operating profit before working capital</b>		(46.01)		337.04
	Adjustments for Changes in				
	Trade payables - Increase / (Decrease)	269.14		(746.34)	
	Long term provisions- Increase / (Decrease)	(0.00)		5.05	
	Short term provisions - Increase / (Decrease)	48.08		84.41	
	Other current liabilities- Increase / (Decrease)	(12.70)		(11.04)	
	Other long term liabilities - Increase / (Decrease)	6.63		87.69	
	Trade receivables - (increase) / Decrease	(3.81)		583.02	
	Inventories - (increase) / Decrease	420.19		191.72	
	Long term Loans and advances - (Increase) / Decrease	2.23		(16.60)	
	Short term loans and advances - (increase) / Decrease	131.22		288.78	
	Other current assets - (increase) / Decrease	0.00		0.00	
	Other non current assets - (increase) / Decrease	0.06		-	
			861.04		466.70
	Cash generated from operations		815.03		803.74
	Income taxes paid (Net of refunds)		-		(31.71)
	<b>Net Cash from Operating activities</b>		<b>815.03</b>		<b>772.03</b>
<b>B</b>	<b>Cash Flow from Investing Activities :</b>				
	Purchase of fixed assets / WIP	5.77		(55.16)	
	Proceeds from sale of fixed assets				
	Purchase of Investments	-		0.12	
	Sale of investments				
			5.77		(55.04)
	<b>Net cash used in Investing Activities</b>		<b>5.77</b>		<b>(55.04)</b>
<b>C</b>	<b>Cash Flow from Financing Activities :</b>				
	Proceeds from issuance of Share Capital	-		-	
	Proceeds from Share premium	-		-	
	Proceeds / (Repayment) of Long Term borrowings	100.00		-	
	Borrowings for working capital purposes	(779.62)		(584.94)	
	Finance / Lease Liabilities - Increase / (Decrease)	(17.06)		27.26	
	Investment in Subsidiaries				
	Interest Expenses	(122.24)		(186.22)	
	Interest Income	4.25		8.84	
	Dividend paid (Including Tax on dividend)				
			(814.67)		(735.06)
	<b>Net cash used in Financing Activities</b>		<b>(814.67)</b>		<b>(735.06)</b>
<b>D</b>	<b>Net Increase in Cash and Cash Equivalents (A+B+C)</b>		6.13		(18.07)
	Cash and Cash equivalents as at 01.04.2020		145.60		162.07
	Cash and Cash equivalents as at 30.06.2020		151.72		143.99
<b>E</b>	<b>Net (Increase) / Decrease in Cash and Cash Equivalents</b>		<b>(6.12)</b>		<b>18.07</b>





**J.V. RAMANUJAM & CO.,**  
CHARTERED ACCOUNTANTS

**Limited Review Report**

The Board of Directors of **Jumbo Bag Limited**

We have reviewed the accompanying statement of unaudited standalone financial results of **Jumbo Bag Limited** ("the Company") for the quarter and half year ended **30<sup>th</sup> September 2020** attached herewith, being submitted by the company pursuant to the requirements of Regulation 33 of the SEBI (listing obligations and Disclosure requirements) Regulations, 2015, read with SEBI Circular No.CIR/CFD/FAC/62/2016 dated July 5, 2016, except for the disclosures regarding 'Public Shareholding' and 'Promoter and Promoter Group Shareholding' which have been traced from disclosures made by the management and have not been reviewed by us.

The preparation of the statement is the responsibility of the company's Management in accordance with applicable Indian Accounting Standards ('Ind AS') specified under section 133 of the Companies Act, 2013, read with relevant rules and has been approved by the Board of Directors. Our responsibility is to express a conclusion on the statement based on our review.

We conducted our review in accordance with the Standard on Review Engagement (SRE) 2410, "Review of Interim Financial Information performed by the Independent Auditor of the entity" issued by The Institute of Chartered Accountants of India. This standard requires that we plan and perform the review to obtain moderate assurance as to whether the financial statements are free of material misstatement. A review of interim financial statement is limited primarily to inquiries of persons responsible for financial and accounting matters and analytical procedures applied to the financial data. It is substantially less in scope than an audit conducted in accordance with the generally accepted accounting standards, the objectives of which is expression of opinion regarding the financial statements taken as a whole. We have not performed an audit and accordingly, we do not express an audit opinion.

Based on our review conducted as above, nothing has come to our attention that causes us to believe that the accompanying statement of unaudited standalone financial results prepared in accordance with the applicable Indian Accounting Standards ('Ind AS') specified under section 133 of the Companies Act, 2013, read with relevant rules issued thereunder and other recognised accounting practices and policies has not disclosed the information required to be disclosed in terms of Regulation 33 of the SEBI (Listing Obligation and Disclosure Requirements) Regulations, 2015, read with SEBI Circular No CIR/CFD/FAC/62/2016 dated July 5, 2016, including the manner in which it is to be disclosed, or that it contains any material misstatement.

*for J.V. Ramanujam & Co.*  
*Chartered Accountants*  
FRN No.02947S



**SRINARAYANA**  
**JAKHOTIA**

Digitally signed by  
SRINARAYANA JAKHOTIA  
Date: 2020.11.13 12:06:51 +05'30'

**(SriNarayana Jakhotia)**  
*Partner*

M.No.233192

UDIN: 20233192AAAAAZ8349

Place: Chennai

Date: November 13, 2020