

**Jumbo Bag Ltd.,**

REGD OFFICE ADDRESS:- S.K.ENCLAVE, NEW NO.4,OLD NO.47, NOWROJI ROAD, CHENNAI 600 031

CIN:L36991TN1990PLC019944; Website:www.jumbobaglimited.com; Ph: 04426452325; Email:csjbl@blissgroup.com

**UNAUDITED (STANDALONE) FINANCIAL RESULTS FOR THE QUARTER ENDED 30 TH SEPTEMBER 2018**

	Particulars	Rs. In lakhs			Rs. In lakhs		for the Previous year
		Quarter ended			Half Year ended		
		3 months ended (30.09.2018)	3 months ended (30.06.2018)	3 months ended (30.09.2017)	6 months ended (30.09.2018)	6 months ended (30.09.2017)	12 months ended (31.03.2018)
		Unaudited	Unaudited	Unaudited	Unaudited	Unaudited	Audited
I	Revenue from operations	2,933.65	2,829.29	2,742.50	5,762.94	5,387.82	10,696.49
II	Other income	1.58	6.58	0.46	8.16	3.30	44.62
III	<b>Total Revenue</b>	<b>2,935.23</b>	<b>2,835.87</b>	<b>2,742.96</b>	<b>5,771.10</b>	<b>5,391.12</b>	<b>10,741.11</b>
IV	Expenses						
	(a) Cost of materials consumed	1,704.03	1,708.33	1,539.46	3,412.36	3,013.45	6,337.73
	(b) Purchases of stock-in-trade	-	-	-	-	-	-
	(c) Changes in inventories of finished goods, work-in-progress and stock-in-trade	53.41	(0.46)	198.29	52.95	270.04	17.49
	(d) Employee benefits expense	279.60	262.67	234.28	542.27	454.08	970.81
	(e) Finance cost	86.85	94.08	87.85	180.93	182.28	379.22
	(e) Depreciation and amortization expense	45.98	42.87	43.61	88.85	84.22	179.18
	(f) Other expenses	730.80	702.17	619.19	1,432.97	1,333.83	2,712.03
	<b>Total expenses</b>	<b>2,900.67</b>	<b>2,809.66</b>	<b>2,722.68</b>	<b>5,710.33</b>	<b>5,337.90</b>	<b>10,596.46</b>
V	Profit/(Loss) before exceptional and extra-ordinary items and tax ( III - IV)	34.56	67.10	20.28	60.77	53.22	144.65
VI	Exceptional items	-	-	-	-	-	-
VII	Profit/(Loss) before tax ( V - VI )	34.56	26.21	20.28	60.77	53.22	144.65
VIII	Tax expense						
	Current Tax	11.74	11.18	11.00	22.92	11.00	53.64
	Tax adjustment of prvs year	-	-	-	-	-	(19.22)
	Deferred Tax	(13.07)	(31.88)	(2.35)	(44.95)	13.72	0.95
IX	Net profit after Tax ( VII-VIII )	35.89	46.91	11.63	82.80	28.50	109.28
X	Other Comprehensive income ( net of deferred Tax)	-	-	-	-	-	-
a)	I ) Item that will not be reclassified to Profit or Loss	-	-	-	-	-	(31.46)
	ii )Deferred tax relating to item that will not be reclassified to profit or loss	-	-	-	-	-	-
b)	I ) Item that will be reclassified to Profit or Loss	-	-	-	-	-	-
	ii ) Income tax relating to item that will be reclassified to profit or loss	-	-	-	-	-	-
XI	Total comprehensive income for the period (IX + X) (Comprising of profit / (loss) and other comprehensive income)	<b>35.89</b>	<b>46.91</b>	<b>11.63</b>	<b>82.80</b>	<b>28.50</b>	<b>77.82</b>



	Particulars	Rs. In lakhs			Rs. In lakhs		for the Previous year 12 months ended (31.03.2018)
		Quarter ended			Half Year ended		
		3 months ended (30.09.2018)	3 months ended (30.06.2018)	3 months ended (30.09.2017)	6 months ended (30.09.2018)	6 months ended (30.09.2017)	
XII	Paid-up equity share capital (Face value of Rs.10	837.37	837.37	837.37	837.37	837.37	837.37
XIII	Earnings per share EPS - in Rs.						
	I ) Basic and diluted EPS before Extraordinary items (not annualised) - in Rs.	0.43	0.56	0.14	0.99	0.34	1.31
	II ) Basic and diluted EPS after Extraordinary items (not annualised) - in Rs.	0.43	0.56	0.14	0.99	0.34	1.31

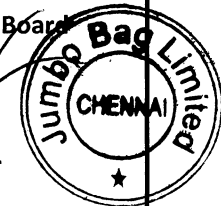
**NOTES:**

- 1 The Company operates in Manufacture of Flexible intermediate bulk container packaging material used for industrial purposes and in trading of Polymers
- 2 The above financial results were reviewed and recommended by audit committee and approved by the Board of Directors at their meeting held on 2nd November, 2018 and audited of the same has been carried out by the Statutory auditors of the company.
- 3 The Company had adopted the Indian Accounting Standards (Ind AS) from 1st April 2017 and these financial results have been prepared in accordance with the Companies (Indian Accounting Standards ) Rules , 2015 (Ind AS) prescribed under section 133 of the Companies Act 2013 and other accounting principles generally accepted in India.
- 4 The previous period figures have been rearranged/ regrouped, wherever necessary to confirm to current period classifications.


Place: Chennai  
Date: 02.11.2018

For and on behalf of the Board

G. S. Anil Kumar  
Managing Director  
DIN:00080712



Particulars	3 months ended 30.09.2018	3 months ended 30.06.2018	Corresponding 3 months ended in the previous year 30.09.2017	Year to Date figures for period ended 30.09.2018	Year to Date figures for period ended 30.09.2017	Year to Date figures for the period ended 31.03.2018
	Unaudited	Unaudited	Unaudited	Unaudited	Unaudited	Audited
<b>1. Segment Revenue</b> (Net Sales / Income from each segment should be disclosed under this head)						
(a) Segment A - Manufacturing Business	2,883.66	2,786.04	2,887.37	5,669.70	5,272.80	10,505.17
(b) Segment B - Trading Business	51.57	49.83	54.01	101.40	118.32	235.94
(c) Unallocated	-	-	-	-	-	-
<b>Total</b>	<b>2,935.23</b>	<b>2,835.87</b>	<b>2,941.38</b>	<b>5,771.10</b>	<b>5,391.12</b>	<b>10,741.11</b>
<b>Less: Inter Segment Revenue</b>	-	-	-	-	-	-
<b>Net Sales / Income from Operations</b>	<b>2,935.23</b>	<b>2,835.87</b>	<b>2,941.38</b>	<b>5,771.10</b>	<b>5,391.12</b>	<b>10,741.11</b>
<b>2. Segment Results - Profit (+) / Loss (-) before tax and interest from each segment</b>						
(a) Segment A - Manufacturing Business	81.07	82.04	61.70	163.11	143.97	346.63
(b) Segment B - Trading Business	40.34	38.25	46.43	78.59	91.53	177.24
(c) Unallocated	-	-	-	-	-	-
<b>Total</b>	<b>121.41</b>	<b>120.29</b>	<b>108.13</b>	<b>241.70</b>	<b>235.50</b>	<b>523.87</b>
<b>Less: (i) Interest</b>	<b>86.85</b>	<b>94.08</b>	<b>87.85</b>	<b>180.93</b>	<b>182.28</b>	<b>379.22</b>
(ii) Other Un-allocable Expenditures Net off	-	-	-	-	-	-
(iii) Unallocable Income	-	-	-	-	-	-
<b>Total Profit before tax</b>	<b>34.56</b>	<b>26.21</b>	<b>20.28</b>	<b>60.77</b>	<b>53.22</b>	<b>144.65</b>
<b>3. Capital Employed</b>						
<b>Segment (A) Polymer</b>						
Assets	1707.42	1563.69	1993.81	1707.42	1993.81	1433.65
Liabilities	1808.88	1645.22	1624.14	1808.88	1624.14	1440.97
<b>Manufacturing</b>						
Assets	8632.25	8542.04	8152.49	8632.25	8152.49	8796.71
Liabilities	8530.79	8460.51	8522.16	8530.79	8522.16	8789.39



**Segment Reporting:**

Information given in accordance with the requirement of Accounting Standard on segment Reporting.

Company's business segments are as under:


**Manufacturing:** Manufacture of Flexible intermediate bulk container packaging material used for industrial purposes.

**Trading:** Trading of Polymers.

**Segment Accounting Policies:**

- a. Segment accounting disclosures are in line with accounting policies of the Company.
- b. Segment Revenue includes Sales and other Income directly identifiable with / allocable to the segment.
- c. Expenses that are directly identifiable with allocable to segments are considered for determining the segment Result.
- d. Major portion of segment liabilities and Assets relates to manufacturing segment.
- e. Regrouping done wherever necessary.


\* There is no Long Term Fixed Capital Employed, only Short Term Working Capital is employed and this is of fluctuating nature.



**Jumbo Bag Limited**  
**Balance Sheet as at September 30, 2018**

**Rs. In lakhs**

Particulars	Note	As at Sept 30, 2018 (Ind AS)	As at March 31, 2018 (Ind AS)
<b>ASSETS</b>			
<b>(1) Non-current assets</b>			
(a) Property, Plant and Equipment	2.1	2,687.37	2,750.29
(b) Capital Work-In-Progress		-	-
(c) Financial Assets		-	-
i) Investments	2.2	2.53	5.86
ii) Loans	2.3	139.17	138.65
(d) Other Non-current Assets	2.4	17.08	28.14
		<b>2,846.15</b>	<b>2,922.94</b>
<b>(2) Current Assets</b>			
(a) Inventories	2.5	2,416.63	2,525.52
(b) Financial Assets			
i) Trade receivables	2.6	3,059.95	2,799.50
ii) Cash and cash equivalents	2.7	162.29	235.40
iii) Loans	2.8	838.09	730.44
(c) Other Current Assets	2.9	952.48	952.48
(d) Assets held for Sale	2.10	64.08	64.08
		<b>7,493.52</b>	<b>7,307.42</b>
<b>Total Assets</b>		<b>10,339.67</b>	<b>10,230.36</b>
<b>EQUITY AND LIABILITIES</b>			
<b>(1) Equity</b>			
(a) Equity Share Capital	2.11	878.17	878.17
(b) Other Equity	2.12	2,047.31	1,964.51
		<b>2,925.48</b>	<b>2,842.68</b>
<b>Liabilities</b>			
<b>(2) Non-Current Liabilities</b>			
(a) Financial liabilities			
(i) Borrowings	2.13	148.66	176.90
(b) Provisions	2.14	15.30	27.62
(c) Deferred Tax Liabilities (net)	2.15	198.92	243.87
(d) Other Non-current liabilities	2.16	52.39	57.22
		<b>415.27</b>	<b>505.61</b>
<b>(3) Current Liabilities</b>			
(a) Financial liabilities			
(i) Borrowings	2.17	4,715.01	4,620.67
(ii) Trade payables	2.18	1,671.36	1,813.09
(b) Provisions	2.19	564.21	400.31
(c) Other current liabilities	2.20	48.34	48.00
		<b>6,998.92</b>	<b>6,882.07</b>
<b>Total Equity and Liabilities</b>		<b>10,339.67</b>	<b>10,230.36</b>





**J.V. RAMANUJAM & CO.,**  
**CHARTERED ACCOUNTANTS**

**Limited Review Report**

The Board of Directors of **Jumbo Bag Limited**

We have reviewed the accompanying statement of unaudited standalone financial results of **Jumbo Bag Limited** ("the Company") for the quarter and half year ended 30<sup>th</sup> September 2018 attached herewith, being submitted by the company pursuant to the requirements of Regulation 33 of the SEBI (listing obligations and Disclosure requirements) Regulations, 2015, read with SEBI Circular No.CIR/CFD/FAC/62/2016 dated July 5, 2016, except for the disclosures regarding 'Public Shareholding' and 'Promoter and Promoter Group Shareholding' which have been traced from disclosures made by the management and have not been reviewed by us.

The preparation of the statement is the responsibility of the company's Management in accordance with applicable Indian Accounting Standards ('Ind AS') specified under section 133 of the Companies Act, 2013, read with relevant rules and has been approved by the Board of Directors. Our responsibility is to express a conclusion on the statement based on our review.


We conducted our review in accordance with the Standard on Review Engagement (SRE) 2410,"Review of Interim Financial Information performed by the Independent Auditor of the entity" issued by The Institute of Chartered Accountants of India. This standard requires that we plan and perform the review to obtain moderate assurance as to whether the financial statements are free of material misstatement. A review of interim financial statement is limited primarily to inquiries of persons responsible for financial and accounting matters and analytical procedures applied to the financial data. It is substantially less in scope than an audit conducted in accordance with the generally accepted accounting standards, the objectives of which is expression of opinion regarding the financial statements taken as a whole. We have not performed an audit and accordingly, we do not express an audit opinion.

Based on our review conducted as above, nothing has come to our attention that causes us to believe that the accompanying statement of unaudited standalone financial results prepared in accordance with the applicable Indian Accounting Standards ('Ind AS') specified under section 133 of the Companies Act, 2013, read with relevant rules issued thereunder and other recognised accounting practices and policies has not disclosed the information required to be disclosed in terms of Regulation 33 of the SEBI (Listing Obligation and Disclosure Requirements) Regulations, 2015, read with SEBI Circular No CIR/CFD/FAC/62/2016 dated July 5, 2016, including the manner in which it is to be disclosed, or that it contains any material misstatement.

*for J.V. Ramanujam & Co.*  
*Chartered Accountants*  
FRN No.02947S

*Sri Narayana Jakhotia*  
*Partner*

**(Sri Narayana Jakhotia)**  
*Partner*  
M.No.233192



Place: Chennai

Date: November 2, 2018