


Jumbo Bag Ltd.,

ISO 22000,9000,14001 & BRC / IOP CERTIFIED COMPANY

REGD OFFICE ADDRESS:- S.K.ENCLAVE, NEW NO.4, OLD NO.47, NOWROJI ROAD, CHENNAI 600 031

CIN:L36991TN1990PLC019944

PART I				
STATEMENT OF UNAUDITED RESULTS FOR THE QUARTER ENDED 30.06.2015				
Rs. In lakhs except EPS and shareholding data				
Particulars	3 months ended (30.06.2015)	3 months ended (31.03.2015)	Corresponding 3 months ended (30.06.2014) in the previous year	Previous Year ended (31.03.2015)
(Refer Notes Below)	Un Audited	Audited	Un Audited	Audited
1 Income from operations				
(a) Net sales/income from operations (Net of excise duty)				
(b) Other operating income	1,774.28	2,391.46	2,060.58	8,981.37
Total income from operations (net)	1,826.05	2,512.09	2,167.66	9,365.36
2 Expenses				
(a) Cost of materials consumed	1,081.37	1,018.65	1,261.14	5,138.13
(b) Purchases of stock-in-trade	33.72	395.75	231.32	788.68
(c) Changes in inventories of finished goods, work-in-progress and stock-in-trade	(28.12)	161.01	(191.48)	(442.51)
(d) Employee benefits expense	182.60	221.06	192.13	824.98
(e) Depreciation and amortization expense	41.73	45.74	39.79	170.84
(f) Other expenses (Any item exceeding 10% of the total expenses relating to continuing operations to be shown separately)				
Total expenses	543.23	640.68	531.86	2,439.59
3 Profit/(Loss) from operations before other income, finance costs and exceptional items (1-2)	1,854.53	2,482.89	2,064.76	8,919.71
4 Other income	(28.48)	29.20	102.90	445.65
5 Profit/(Loss) from ordinary activities before finance costs and exceptional items (3 ± 4)	36.89	186.36	34.82	270.24
6 Finance costs	8.41	215.56	137.72	715.89
7 Profit/(Loss) from ordinary activities after finance costs but before exceptional items (5 ± 6)	140.56	200.84	132.44	664.05
8 Exceptional items/contingencies	(132.15)	14.72	5.28	51.84
9 Profit/(Loss) from ordinary activities before tax (7 ± 8)				200.00
10 Tax expense	(132.15)	14.72	5.28	(148.16)
11 Net Profit/(Loss) from ordinary activities after tax (9 ± 10)		(14.22)	1.89	(13.44)
12 Extraordinary items	(132.15)	28.94	3.39	(134.72)
13 Net Profit/(Loss) for the period (11 ± 12)	(132.15)	28.94	3.39	(134.72)
14 Share of profit/(loss) of associates*				
15 Minority interest *				
16 Net Profit/(Loss) after taxes, minority interest and share of profit/(loss) of associates (13 + 14 + 15)*	(132.15)	28.94	3.39	(134.72)
17 Paid-up equity share capital (Face value of Rs.10 each)	837.37	837.37	837.37	837.37
18 Reserve excluding Revaluation Reserves as per balance sheet of previous accounting year	371.37	503.52	887.88	503.52
19 Earnings per share) (not annualized):				
(a) Basic & Diluted	(1.62)	0.03	0.04	(1.65)




A	PART II				
	PARTICULARS OF SHAREHOLDING				
	1 Public shareholding				
	- Number of shares	4735903	4735903	4736903	4735903
	- Percentage of shareholding	56.56	56.56	56.57	56.56
	2 Promoters and Promoter Group Shareholding				
	(a) Pledged/Encumbered				
	- Number of shares				
	- Percentage of shares (as a % of the total shareholding of promoter and promoter group)				
	- Percentage of shares (as a % of the total share capital of the company)				
	(b) Non - encumbered				
	- Number of shares	3637797	3637797	3636797	3637797
	- Percentage of shares (as a % of the total shareholding of the Promoter and Promoter group)	43.44	43.44	43.43	43.44
	- Percentage of shares (as a % of the total share capital of the company)	100	100	100	100
B INVESTOR COMPLAINTS	Particulars 3 months ended (30/06/2015)				
Pending at the beginning of the quarter	Nil				
Received during the quarter	Nil				
Disposed of during the quarter	Nil				
Remaining unresolved at the end of the quarter	Nil				



Annexure 2
Jumbo Bag Ltd
Clause 41 of the Listing Agreement For Companies (Other than Banks)
Standalone/Consolidated Statement of Assets and Liabilities

Particulars		Particulars As at current year end) (30.06.2015)	Particulars As at previous year end (31.03.2015)
A EQUITY AND LIABILITIES			
1	Shareholders' funds		
	(a) Share capital	878.17	878.17
	(b) Reserves and surplus	371.37	503.52
	(c) Money received against share warrants		
	Sub-total - Shareholders' funds	1249.54	1381.69
2	Share application money pending allotment		
3	Minority interest *		
4	Non-current liabilities		
	(a) Long-term borrowings	230.53	251.28
	(b) Deferred tax liabilities (net)	366.82	366.82
	(c) Other long-term liabilities	61.09	56.13
	(d) Long-term provisions	37.78	38.67
	Sub-total - Non-current liabilities	696.22	712.90
5	Current liabilities		
	(a) Short-term borrowings	4431.96	4450.78
	(b) Trade payables	1396.69	1600.48
	(c) Other current liabilities	76.43	93.58
	(d) Short-term provisions	451.11	468.02
	Sub-total - Current liabilities	6356.19	6612.86
	TOTAL - EQUITY AND LIABILITIES	8301.95	8707.45
B ASSETS			
1	Non-current assets		
	(a) Fixed assets	1541.53	1576.50
	(b) Goodwill on consolidation	-	-
	(b) Non-current investments	2.80	2.80
	(d) Deferred tax assets (net)	-	-
	(c) Long-term loans and advances	119.79	102.92
	(d) Other non-current assets	101.00	94.81
	Sub-total - Non-current assets	1765.12	1777.03
2	Current assets		
	(a) Current investments		
	(a) Inventories	2183.29	2191.09
	(b) Trade receivables	2613.92	2943.42
	(c) Cash and cash equivalents	171.69	188.59
	(d) Short-term loans and advances	538.64	578.03
	(e) Other current assets	1029.29	1029.29
	Sub-total - Current assets	6536.83	6930.42
	TOTAL - ASSETS	8301.95	8707.45

* Applicable in the case of consolidated statement of assets and liabilities.



Particulars	3 months ended 30.06.2015	Previous 3 months ended 31.03.2015	Corresponding 3 months ended in the previous year 30.06.2014	Previous accounting year ended 31.03.2015
	Un Audited	Audited	Un Audited	Audited
1. Segment Revenue (Net Sales / Income from each segment should be disclosed under this head)				
(a) Segment A - Manufacturing Business	1,745.65	2234.70	1,904.80	8,571.33
(b) Segment B - Trading Business	117.29	463.75	297.68	1,064.27
(c) Unallocated	-	-	-	-
Total	1,862.94	2,698.45	2,202.48	9,635.60
Less: Inter Segment Revenue	-	-	-	-
Net Sales / Income from Operations	1,862.94	2,698.45	2,202.48	9,635.60
2. Segment Results - Profit (+) / Loss (-) before tax and interest from each segment				
(a) Segment A - Manufacturing Business	(62.14)	160.44	80.56	287.45
(b) Segment B - Trading Business	70.55	55.12	57.16	228.44
(c) Unallocated	-	-	-	-
Total	8.41	215.56	137.72	515.89
Less: (i) Interest	140.56	200.84	132.44	664.05
(ii) Other Un-allocable Expenditures Net off	-	-	-	-
(iii) Unallocable Income	-	-	-	-
Total Profit before tax	(132.15)	14.72	5.28	(148.16)
3. Capital Employed (Segment Assets - Segment Liabilities)				
(a) Segment A	1,249.54	1,381.69	1,766.05	1,381.69
(b) Segment B*	-	-	-	-
(c) Unallocated	-	-	-	-
Total	1,249.54	1,381.69	1,766.05	1,381.69

* There is no Long Term Fixed Capital Employed, only Short Term Working Capital is employed and this is of fluctuating in nature.

Notes:

- The above financial results were subjected to "Limited review" by the statutory Auditors of the company, have been reviewed by the Audit Committee at its meeting and taken on record by the Board of Directors at its meeting held on 14th August, 2015
- The Company is currently focusing on two business segments viz. Manufacturing of FIBC Bags and Trading in Raw Materials. The Organizational structure is designed for effective management of segment while retaining focus on each one of them.
- Previous Quarters figures have been rearranged/regrouped wherever necessary.
- The depreciation is calculated as per the provisions of Schedule II of the Companies Act, 2013
- Based on the legal advice received the stand taken by the insurance company is not tenable and the company has filed the petition before the Honourable High court against the repudiation letter received in the month of November 2014. The matter has been appropriately considered in the unaudited financial results.
- Deferred tax/current tax adjustments shall be made at the end of the year.
- No investors' complaint were pending.

for and on behalf of the Board

Place: Chennai

Date: 14.08.2015


G.P.N. GUPTA
MANAGING DIRECTOR



LIMITED REVIEW REPORT

We have reviewed the accompanying statement of unaudited financial results of Jumbo Bag Limited for the quarter ended 30th June 2015 except for the disclosures regarding 'Public Shareholding' and Promoter and Promoter Group Shareholding which have been traced from disclosures made by the management and have not been audited by us. This statement is the responsibility of the Company's Management and has been approved by the Board of Directors at the meeting held on 14th August 2015. Our responsibility is to issue a report on these financial statements based on our review.


We conducted our review in accordance with the Standard on Review Engagement (SRE) 2400, engagements to Review Financial Statements issued by the Institute of Chartered Accountants of India. This standard requires that we plan and perform the review to obtain moderate assurance as to whether the financial statements are free of material misstatement. A review is limited primarily to inquiries of the company personnel and analytical procedures applied to financial data and thus provides less assurance than an audit. We have not performed an audit and accordingly, we do not express an audit opinion.

Based on our review conducted as above, nothing has come to our attention that causes us to believe that the accompanying statement of unaudited Quarterly financial results prepared in accordance with applicable accounting standards and other recognized accounting practices and policies has not disclosed the information required to be disclosed in terms of Clause 41 of the Listing Agreement including the manner in which it is to be disclosed, or that it contains any material misstatement.

Date :14/08/2015
Place : Chennai



For M. Srinivasan & Associates,
Chartered Accountants


M. Srinivasan
Partner
M.No,022959