



JUMBO BAG LIMITED**"S.K. ENCLAVE"****NEW No: 4, (OLD No: 47) 1st FLOOR,
NOWROJI ROAD, CHETPUT,
CHENNAI - 600 031.**

PART I		STATEMENT OF AUDITED RESULTS FOR THE YEAR ENDED 31.03.2015					Rs. In lakhs except EPS and shareholding data
Particulars	3 months ended (31.03.2015)	Preceding 3 months ended (30.12.2014)	Corresponding 3 months ended (31.03.2014) in the previous year	Year to date figures for current period ended (31.03.2015)	Year to date figures for the previous year ended (31.03.2014)	Previous Year ended (31.03.2014)	
(Refer Notes Below)	Audited	Unaudited	Audited	Audited	Audited	Audited	
1 Income from operations							
(a) Net sales/income from operations (Net of excise duty)	2391.46	2121.06	2456.37	8981.37	8092.44	8092.44	
(b) Other operating income	120.63	87.31	47.73	383.99	235.03	235.03	
Total income from operations (net)	2512.09	2208.37	2,504.10	9365.36	8327.47	8327.47	
2 Expenses							
(a) Cost of materials consumed	1018.65	1270.72	1308.42	5138.13	5244.7	5244.7	
(b) Purchases of stock-in-trade	395.75	94.44	625.4	788.68	836.68	836.68	
(c) Changes in inventories of finished goods, work-in-progress and stock-in-trade	161.01	(183.49)	(207.98)	(442.51)	139.94	139.94	
(d) Employee benefits expense	221.06	209.45	175.76	824.98	705.3	705.3	
(e) Depreciation and amortization expense	45.74	45.15	39.8	170.84	193.18	193.18	
(f) Other expenses (Any item exceeding 10% of the total expenses relating to continuing operations to be shown separately)	640.68	804.35	483.67	2439.59	1908.9	1908.9	
Total expenses	2482.89	2240.62	2425.07	8919.71	9,028.70	9,028.70	
Profit/(Loss) from operations before other income, finance costs and exceptional items (1-2)	29.2	(32.25)	79.03	445.65	(701.23)	(701.23)	
4 Other income	186.36	19.23	22.23	270.24	866.69	866.69	
5 Profit/(Loss) from ordinary activities before finance costs and exceptional items (3 ± 4)	215.56	(13.02)	101.26	715.89	165.46	165.46	
6 Finance costs	200.84	162.19	108.63	664.05	410.97	410.97	
7 Profit/(Loss) from ordinary activities after finance costs but before exceptional items (5 ± 6)	14.72	(175.21)	(7.37)	51.84	(245.51)	(245.51)	
8 Exceptional items/contingencies				200			
9 Profit/(Loss) from ordinary activities before tax (7 ± 8)	14.72	(175.21)	(7.37)	(148.16)	(245.51)	(245.51)	
10 Tax expense	(14.22)	(3.55)		(13.44)	(24.19)	(24.19)	
11 Net Profit/(Loss) from ordinary activities after tax (9 ± 10)	28.94	(171.66)	(7.37)	(134.72)	(221.32)	(221.32)	
12 Extraordinary items							
13 Net Profit/(Loss) for the period (11 ± 12)	28.94	(171.66)	(7.37)	(134.72)	(221.32)	(221.32)	
14 Share of profit/(loss) of associates*							
15 Minority interest *							
16 Net Profit/(Loss) after taxes, minority interest and share of profit/(loss) of associates (13 + 14 + 15)*	28.94	(171.66)	(7.37)	(134.72)	(221.32)	(221.32)	
18 Reserve excluding Revaluation Reserves as per balance sheet of previous accounting year	503.52	720.57	884.23	503.52	884.23	884.23	
19 Earnings per share) (not annualized):							
(a) Basic & Diluted	0.03	(0.20)	(0.01)	(1.65)	(2.71)	(0.26)	



PART II		3 months ended (31.03.2015)	Preceding 3 months ended (30.12.2014)	Corresponding 3 months ended (31.03.2014) in the previous year	Year to date figures for current period ended (31.03.2015)	Year to date figures for the previous year ended (31.03.2014)	Previous Year ended (31.03.2014)
A	PARTICULARS OF SHAREHOLDING						
1	Public shareholding	Audited	Unaudited	Audited	Audited	Audited	Audited
	- Number of shares	4735903	4735903	4736903	4735903	4736903	4736903
	- Percentage of shareholding	56.56	56.56	56.57	56.57	56.57	56.57
2	Promoters and Promoter Group Shareholding						
	(a) Pledged/Encumbered						
	- Number of shares						
	- Percentage of shares (as a % of the total shareholding of promoter and promoter group)						
	- Percentage of shares (as a % of the total share capital of the company)						
	(b) Non - encumbered						
	- Number of shares	3637797	3637797	3636797	3637797	3636797	3636797
	- Percentage of shares (as a % of the total shareholding of the Promoter and Promoter group)	43.44	43.44	43.43	43.44	43.43	43.43
	- Percentage of shares (as a % of the total share capital of the company)	100	100	100	100	100	100
B INVESTOR COMPLAINTS		Particulars 3 months ended (31/03/2015)					
	Pending at the beginning of the quarter.	Nil					
	Received during the quarter.	Nil					
	Disposed of during the quarter.	Nil					
	Remaining unresolved at the end of the quarter.	Nil.					




**Annexure 2
Jumbo Bag Ltd**

**Clause 41 of the Listing Agreement For Companies (Other than Banks)
Standalone/Consolidated Statement of Assets and Liabilities**

	Particulars	Particulars As at current year end) (31.03.2015)	Particulars As at previous year end (31.03.2014)
A EQUITY AND LIABILITIES			
1	Shareholders' funds		
	(a) Share capital	878.17	878.17
	(b) Reserves and surplus	503.52	884.23
	(c) Money received against share warrants		-
	Sub-total - Shareholders' funds	1381.69	1762.4
2	Share application money pending allotment		
3	Minority interest *		
4	Non-current liabilities		
	(a) Long-term borrowings	251.28	218.38
	(b) Deferred tax liabilities (net)	366.82	389.85
	(c) Other long-term liabilities	56.13	22.87
	(d) Long-term provisions	38.67	28.56
	Sub-total - Non-current liabilities	712.90	659.66
5	Current liabilities		
	(a) Short-term borrowings	4450.78	4418.38
	(b) Trade payables	1600.48	2479.03
	(c) Other current liabilities	93.58	158.65
	(d) Short-term provisions	468.02	343.81
	Sub-total - Current liabilities	6,612.86	7399.87
	TOTAL - EQUITY AND LIABILITIES	8,707.45	9821.93
B ASSETS			
1	Non-current assets		
	(a) Fixed assets	1576.5	1952.66
	(b) Goodwill on consolidation	-	-
	(b) Non-current investments	2.8	2.8
	(d) Deferred tax assets (net)	-	-
	(c) Long-term loans and advances	102.92	95.06
	(d) Other non-current assets	94.81	54.25
	Sub-total - Non-current assets	1,777.03	2,104.77
2	Current assets		
	(a) Current investments		
	(a) Inventories	2191.09	1868.8
	(b) Trade receivables	2943.42	4014.98
	(c) Cash and cash equivalents	188.59	212.04
	(d) Short-term loans and advances	578.03	516.23
	(e) Other current assets	1,029.29	1,105.11
	Sub-total - Current assets	6,930.42	7,717.16
	TOTAL - ASSETS	8,707.45	9,821.93

* Applicable in the case of consolidated statement of assets and liabilities.



Segment-wise Reporting as per the format under clause 41 of the Listing agreement						
Particulars	3 months ended 31.03.2015	Previous 3 months ended 31.12.2014	Corresponding 3 months ended in the previous year 31.03.2014	Year to Date figures for current period ended 31.03.2015	Year to Date figures for the previous period ended 31.03.2014	Previous accounting year ended 31.03.2014
	Audited	Unaudited	Audited	Audited	Audited	Audited
1. Segment Revenue						
(Net Sales / Income from each segment should be disclosed under this head)						
(a) Segment A - Manufacturing Business	2234.7	2071.38	1840.92	8571.33	7298.06	7298.06
(b) Segment B - Trading Business	463.75	156.22	685.41	1064.27	1054.67	1054.67
(c) Unallocated	0	0		0	0	0
Total	2698.45	2227.6	2526.33	9635.6	8352.73	8352.73
Less: Inter Segment Revenue	0	0	0	0	0	0
Net Sales / Income from Operations	2698.45	2227.6	2526.33	9635.6	8352.73	8352.73
2. Segment Results - Profit (+) / Loss (-) before tax and interest from each segment						
(a) Segment A - Manufacturing Business	160.44	-62.31	47.93	287.45	10.19	10.19
(b) Segment B - Trading Business	55.12	49.29	53.33	228.44	155.27	155.27
(c) Unallocated				0	0	0
Total	215.56	-13.02	101.26	515.89	165.46	165.46
Less: (i) Interest	200.84	162.19	108.63	664.05	410.97	410.97
(ii) Other Un-allocable Expenditures Net off	0	0	0	0	0	0
(iii) Unallocable Income	0	0	0	0	0	0
Total Profit before tax	14.72	-175.21	-7.37	-148.16	-245.51	-245.51
3. Capital Employed						
(Segment Assets - Segment Liabilities)						
(a) Segment A	1381.69	1598.74	1762.4	1381.69	1762.4	1762.4
(b) Segment B*	0	0	0	0	0	0
(c) Unallocated	0	0	0	0	0	0
Total	1381.69	1598.74	1762.4	1381.69	1762.4	1762.4

*There is no Long Term Fixed Capital Employed, only Short Term Working Capital is employed and this is of fluctuating nature.

Notes:

- The above audited results were reviewed by the Audit Committee at its meeting and taken on record by the Board of Directors at its meeting held on 26th May 2015.
- The Board has recommended to skip dividend for the year 2014-15.
- The Company is currently focusing on two business segments viz. Manufacturing of FIBC Bags and Trading in Raw Materials. The Organizational structure is designed for effective management of segment while retaining focus on each one of them.
- Previous year's figures have been rearranged/regrouped wherever necessary.
- Depreciation has been charged as per the Schedule II of the Companies Act, 2013 based on remaining useful life of the assets. For Fixed Assets that had completed the useful life as at 1st April 2014, after carrying the residual value, the carrying amount has been carried to the opening balance of the retained earnings to the extent of Rs.236.11 Lacs.
- Deferred tax/current tax adjustments shall be made at the end of the year.
- No investors' complaint was pending either at the beginning or at the end of the Quarter. Further no investor's complaint has been received during the Quarter.
- During the month of November, 2014, the company had received a letter of repudiation from one of the insurance company against the claim made in the earlier year in respect of loss of stock. Based on the legal advice received the stand taken by the insurance company is not tenable and the company has already filed the objection/appeal against the said letter. The company will also be seeking appropriate remedies. The matter has been appropriately considered in the audited

for and on behalf of the Board

Place: Chennai
Date: 26.05.2015

G.P.N. GUPTA
MANAGING DIRECTOR

